



AUTUMN 2022

*New Vet Carys Morgan / Client Evening / Creepy Crawlies! / Case Study -
Magnum / How often should I worm my horse? / Staff Profile - Debbie Glover*



Introducing Vet Carys Morgan

We are delighted to introduce Carys, who joined our fabulous team of vets in August. When out on calls, Carys is usually accompanied by her faithful companion Ginny, a beautiful border collie.

Carys lives locally and has worked in the area for the last three years or so. She graduated from Liverpool in 2018, and after a brief stint in Shropshire moved to Warwickshire.

Carys enjoys all aspects of the job and has a particular interest in lameness and sports horse medicine.

When not hard at work, Carys can usually be found riding or vaulting. She vaults with the English Vaulting Squad and has represented Great Britain on a number of occasions, notably at the World Equestrian Games in Tryon 2018, the European Championships 2019 and most recently the team and their horse, Harry, have returned from Herning, Denmark where they competed at the FEI World Championships for Vaulting. Carys competed in both the individual and the squad competitions here. The team had a successful competition and finished in 9th place on their best score together to date.



Office Hours

Mon-Fri 8:30am - 5:00pm

Contact Us

Avonvale Equine Practice
Ratley Lodge, Ratley, Banbury, OX15 6DT
(close to M40 junctions 11 and 12)



24hr Emergency Service

Tel: 01295 670501

www.avonvaleequine.co.uk

Successful Client Evening at Redwings Horse Sanctuary

On Thursday 8th September, we held our Autumn Client Evening at the Redwings Horse Sanctuary, in Oxhill, which is very close to our practice. They have built an amazing rehoming facility and we were delighted to host the largest number of clients we've ever had to one of our free evenings! Our event was very kindly sponsored by Dechra.

We started with the Redwings staff giving a short tour of the rehoming facility and then headed into the arena for a presentation by Director Claire Maher on what we look for during a soundness assessment or pre-purchase examination (vetting).



Our guests then broke into smaller groups for some breakout sessions, where they were able to interact more closely with our vets and nursing staff on topics including body condition scoring, leg palpating and temperature checking and dentistry; with a demo on use of a dental oroscope. We were also joined by Farrier Andy Smith of ADS Farrier Services, who gave a talk on foot balance and shoe conformation.



The evening was rounded off with refreshments and a raffle, where we gave away lots of Avonvale branded goodies. A huge thank you to everyone who attended, the lovely Redwings staff for all their support and as ever to our amazing Avonvale team. Thanks to the incredible generosity of those attending and a donation from Avonvale, we raised a whopping £410.00 for Redwings on the evening.



We plan to hold our next free Client Evening in the Spring, details to follow.



Creepy Crawlies and your horse by Vet Laura Hart

As the days get shorter and the autumnal colours start to appear, we aren't the only ones who turn our attentions to finding a cosy corner to nestle down for the colder months. Certain creepy crawlies make a beeline for the be-feathered legs of your beloved horses and ponies and make house too!! Any of you who are lucky enough to have their horse's legs cloaked in feather will probably trawl the internet each year to find the latest remedy to combat the creepy crawlies and the stamping and fence destroying they bring, so here are our thoughts on how to prevent and control these troublesome trespassers.

LICE

Lice will actually make house anywhere on your furry friend but most commonly the mane, tail and head rather than the legs. *Damalinia Equi* or 'biting louse' and *Haematopinus Asini* or 'sucking louse' (in the right photo) are both visible to the naked eye. They lay their eggs, which look like nits, on the horse's coat and then hatch and feed causing the symptoms. These eggs can be seen with a magnifying glass. Symptoms usually include a scurfy coat and patchy itching. Now, luckily for you they don't like living on humans and they are easily treated with the right remedy. Treatment protocol choice does depend on the type of lice present. Biting lice are best treated with a topical treatment such as 'Deosect'. Topical powders are supposedly good for prevention but very rarely work in the face of an outbreak. Sucking lice on the other hand often require a course of systemic treatment, which may mean an injection two or three times a week or two weeks apart depending on the severity of the infestation.



MITES

So when we talk about 'feather mites', the microscopic creatures *Chorioptes equi* are what we are usually talking about. That being said, they can actually be found anywhere on the horse so don't be fooled by the distribution of lesions. *Chorioptes Equi* is not visible to the naked eye, however, they cause a crusting on the skin which can look like 'walking dandruff'. These scabs are extremely itchy and will cause the horse to gnaw at and stamp their feet.



Treatment of mites is tricky as it involves dealing with the environment as well as the horse. Not only that, but it involves treating all the horses in contact too as many horses can house mites without showing symptoms and this is often the flaw in a treatment plan. Treatment plans must be multi-layered so here are some of our tips:

1. Clipping – no apologies here, the hair must go! It is the main attraction!!
2. Switch up your bedding – mites love straw, so choose paper, or rubber, or shavings.
3. Regular mite injections – like the systemic treatment for lice, mites require two or three times a week or over two weeks depending on the severity of the infestation in order to kill all the life stages of the mite. These courses of injections can be repeated at 3-6 months intervals for those that suffer every year.
4. Sulphur treatments – traditionally lime sulphur or pig oil and sulphur was used to treat mites and was largely rejected in favour of the very successful injections. However in cases where injections are not keeping the re-infestations at bay we find ourselves recommending them in between injections. Beware though; it can stain hair and carries a pretty offensive smell so should be used with caution.



There are lots of basic stable biosecurity measures which, when employed, help keep any infestations out or at bay. Not sharing tack, rugs or grooming kits and regular disinfection of everything will go a long way to help stop infestations creeping in. Should you have any queries about other treatments for lice and mites on the market feel free to ask our advice, we haven't tried them all but we certainly have the evidence base to tell you what works!

How often should I worm my horse?

Horse worming is an essential part of keeping horses happy and healthy. Regular worm egg counts are recommended for all horses, and worming should be carried out when necessary, using the right product. This article aims to answer the question: *How often should I worm my horse?*

We advise that most healthy horses require worm egg counts in Spring, Summer and Autumn and a broad-spectrum wormer in Winter. We promote selective worming programmes to ensure your horses are wormed when needed but not given drugs unnecessarily. This contributes to the sustainable use of wormers, which should help limit parasite resistance to wormers.

Why Is Worming Important for Horses?


Parasite control in horses is key to their wellbeing and performance. Worm infestation can cause irreversible internal damage, colic and long-term health problems.

Why is a Tailored Horse Worming Schedule Important?

The traditional approach to parasite control was frequent treatment with anthelmintics (wormers) for all horses on the yard, however the increasing levels of anthelmintic resistance are becoming a problem, and a new approach is required.

Parasite resistance is a term used when a particular species of parasite, that was previously eliminated by a particular drug, is no longer eliminated by that drug. Our traditional overuse of anthelmintics has seen an increase in the resistant population of parasites and there are no new anthelmintic drugs on the horizon.

If we continue to overuse wormers, this problem will continue to escalate. Ultimately, this could lead to a situation where we have no effective anthelmintics to treat horses with large worm burdens.



The Role of Worm Counts for Horses

Worm egg counts are used to determine whether your horse genuinely needs worming. Only those with a high parasite burden require treatment, as a normal, healthy horse can manage a low parasite burden with no detrimental effects on their health. The idea behind this is to reduce parasite resistance and overuse of anthelmintics.

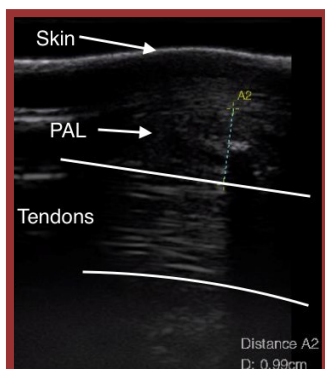
We offer an annual worm control package, which enables owners to worm their horses effectively without overusing wormers. Our annual worm control package includes 3 worm egg counts, 1 weigh tape, 1 Equest Pramox wormer and unlimited advice from our independent equine vets.

The cost is £70.00 including VAT. Call us on 01295 670 501 for more information or to talk to a vet.

Case Study - Magnum

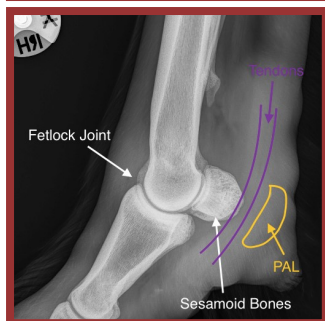
Magnum is a 12-year-old cob who went acutely lame on his right hind limb during summer 2021. His owners very sensibly put him on box rest, but when this failed to fix the problem Claire was called to evaluate him. When Magnum was trotted up, his lameness got worse the more he did, and he was also positive to flexion of his fetlock and direct pressure to his Plantar Annular Ligament (PAL).

As Magnum is a cob, he had heavy feathering on his limbs, and this made it quite difficult to assess his lower limbs. Magnum was sore when pressure was applied to the back of the fetlock area, and he had some swelling of the fetlock region. When we clipped Magnum's feathers away it revealed a swelling of his PAL.



Ultrasound scan of the PAL confirmed that it was very thickened and had some evidence of scar tissue and previous damage. In most horses the PAL should be <5mm thick, Magnum's was nearly 10mm thick. The PAL on his left hind was also quite enlarged.

Initially Magnum continued box rest, with the addition of physiotherapy and anti-inflammatories. Unfortunately, this did not yield much improvement, so Magnum was scheduled for surgery.



Magnum had keyhole tenoscopic surgery in early autumn to cut both thickened PAL and to carefully assess the underlying tendons. The PAL is not a weight bearing structure and when it becomes thickened or damaged it causes pain by squashing the tendons that run underneath, similar to carpal tunnel syndrome in humans.

Following surgery Magnum had several months of rehabilitation. Initially he was on box rest with dressings in place, then progressed to in hand walking, eventually resuming paddock rest and then ridden work.

Magnum is now back in full work and looking forward to the year ahead with his rider Freya. We asked owner Darren to let us know Magnum's progress;

"12 months after his surgery, Magnum is back to his former self. His flat work is better than ever and he's enjoying jumping again. Surgery was, without a doubt, the right decision to make".



Practice Manager Debbie Glover and a different type of horsepower!



Back in the 1980's, it was quite unusual for a female to do motocross. With two older brothers tearing around a scramble track, Debbie decided that she'd rather hang up her horse-riding boots and switch to a different type of horsepower – she asked Mum and Dad to buy her a motocross bike. That was when she was 13 and she continued to ride until the age of 18. That was all a very long time ago!

These days Debbie can be found upstairs at our Practice beavering away as our Practice Manager. She joined Avonvale back in April 2017, her role is incredibly varied and she works closely with Directors Naomi and Claire to make sure the practice runs smoothly on a day-to-day basis. One day she's embroiled in HR, the next she's sorting out our Facebook and Instagram posts – no two days are ever the same.

Her background is varied and encompasses marketing, communications and PR as well as many years in event management, taking salespeople all around the world on conventions. Back in 2010, she had a career break and relocated to Qatar in the Middle East for four years – a life changing experience that she and the whole family relished. She arrived in Qatar just as they won the bid to host the World Cup in 2022, a controversial decision but one that went ahead all the same.

Since 2016, Debbie has lived in Chesterton, a small hamlet just outside Leamington Spa with her husband Steve and son Joe who's 17. Joe is mad on rugby and so many hours are spent on the touchline supporting him as he plays for school and club. Debbie is very often joined in her office by her lovely dog Chester, a rescue Lancashire Heeler.



On-Yard Dental Days

We offer discounted on-yard dental days for 5+ horses, with no call out fees. Cost per horse is £55.69 inc. VAT*

Call us to book your in your dental day on 01205 670501. For more information go to: www.avonvaleequine.co.uk

**sedation and advanced procedures incur additional cost*



Directors

Naomi de Pennington MA VetMB CertEM(IntMed) MRCVS **Claire Maher** BVet Med MSc Cert AVP ESO MRCVS

Assistants

Emily Douglas-Osborn BVSc MRCVS **Laura Hart** BVMS&S MRCVS **Carys Morgan** BVSc MRCVS **Marika Sodano** DVM MRCVS